



CADDY BOOK

Welcome to the 2021 Coyote Classic

Presented by DGA

3 days of fun, sun, camping, and disc golf.
Here are the basic course rules.

2 meter rule is in effect, always. Most asphalt roads are OB or played as a HAZARD, and if they have a concrete curb line, then that curb line defines the OB or HAZARD. Campgrounds are OB, unless indicated.

See hole descriptions for additional information.

Drop Zones for lost discs from the tee will be in play on KO Course Holes 5 and 10 and Old Man Course Holes 13, 14, and 20.



HAZARD - A player whose disc is in a hazard receives one penalty throw. The lie is not relocated.

OB (Out of Bounds) - A player whose disc is out-of-bounds receives one penalty throw. The player may play the next throw from:
1. The previous lie; or, 2. A lie designated by a marker disc placed on the playing surface at any point on a one-meter line that is perpendicular to the out-of-bounds line at the point where the disc was last in-bounds; or, 3. If a perpendicular lie as described above is not available, a lie designated by a marker disc placed on the playing surface at the point that is nearest to where the disc was last in-bounds, and that is up to one meter away from any out-of-bounds area.

THE K.O. COURSE



HOLE 1

**K.O.
COURSE**

Pro Tip: Watch out for the left to right wind that pops up in the afternoon.



Friday/Saturday - 312

Sunday - 381

Friday/Saturday - Straight position.

Sunday - Long left position.

HOLE 2

**K.O.
COURSE**

Pro Tip: Use a less stable disc when the tail wind starts blowing in the afternoon.



Friday/Saturday - 330

Sunday - 363

Friday/Saturday - Left around the tree.

Sunday - Long Behind the bushes.

HOLE 3

**K.O.
COURSE**

Pro Tip: Tall people have a disadvantage on this hole, so try to not be tall.



Friday/Saturday - 215

Sunday - 230

Friday/Saturday - Right.

Sunday - Left around the oak tree.

HOLE 4

**K.O.
COURSE**

Pro Tip: Don't miss the mando...but seriously, you are better off driving a bit short and putting up hill, than driving long and having a death putt back at the basket, or just ace it.



Mandatory Under Tree

Friday/Saturday - 153

Sunday - 186

Friday/Saturday - Straight.


Sunday - Long on top of the plateau.

This hole has a MANDATORY branch that you must throw under.

HOLE 5

K.O.
COURSE

Pro Tip: The righty backhand hyzer line to the right of the first big tree is the common route for the right middle positions, but be careful of pulling it too far right into the campgrounds as they are OB. There is a drop zone on the service road for those that lack the ability to keep track of their discs.



Friday/Saturday - 326

Sunday - 337

Friday/Saturday - Corner of service roads.

Sunday - Left at the bottom of the hill.

Campgrounds are OUT OF BOUNDS.

HOLE 6

**K.O.
COURSE**

Pro Tip: Try to avoid the trees and throw hard since it is uphill. Tee is from the campsites. It's a tunnel shot uphill, with a make or break putt on the cliff.



All Rounds - 235

All Rounds - Up the tunnel.

Road up fairway safe.

HOLE 7

K.O.
COURSE

Pro Tip: Avoid going to far right or deep, it is a bit of a jungle out there.



All Rounds - 288

All Rounds - Down the tunnel. Plays down a couple campsites that are in bounds.

Road and beyond plays as a HAZARD.

HOLE 8

K.O.
COURSE

Pro Tip: You can never throw to far uphill, except when there is a HAZARD or OB behind the basket, then you can, so don't.



All Rounds - 245

All Rounds - The basket is up and to the right of the road.

Road, left of road, and beyond the road is played as a HAZARD, campsites up and to the right of the hole are OB.

HOLE 9

K.O.
COURSE

Pro Tip: Don't throw too far on this relatively short downhill hole. Avoid the big tree down on the left if you want a birdie putt.



Friday/Saturday - 272

Sunday - 269

Friday/Saturday - The basket is in the straight position.

Sunday - The basket is in the short right position.

Campgrounds are OUT OF BOUNDS.

HOLE 10

K.O.
COURSE

Pro Tip: Don't flip your Destroyer/Nuke/Outlaw/Hurricane!
This hole has a drop zone on the service road for lost shots.



Friday/Saturday - 423

Sunday - 465

Friday/Saturday - Left position by the rock.

Sunday - Straight under the trees.

Campgrounds are OUT OF BOUNDS.

HOLE 11

K.O.
COURSE

Pro Tip: This is a good hole to play and then grab some beverages from your campsite.



All Rounds - 317

All Rounds - Temp hole down the service road.

Campgrounds are OUT OF BOUNDS.

HOLE 12

**K.O.
COURSE**

Fun Fact: the field to the left of you is an RC Air strip.




All Rounds - 242

All Rounds - Straight position.

HOLE 13

K.O.
COURSE



All Rounds - 222

All Rounds - Straight up hill.

Asphalt is OUT OF BOUNDS.

Marked OB line left and behind basket.

HOLE 14

K.O.
COURSE



All Rounds - 315

All Rounds - Straight up hill.

Asphalt plays as a HAZARD. Left of road is safe.

Fence line to the right is OB.

HOLE 15

K.O.
COURSE



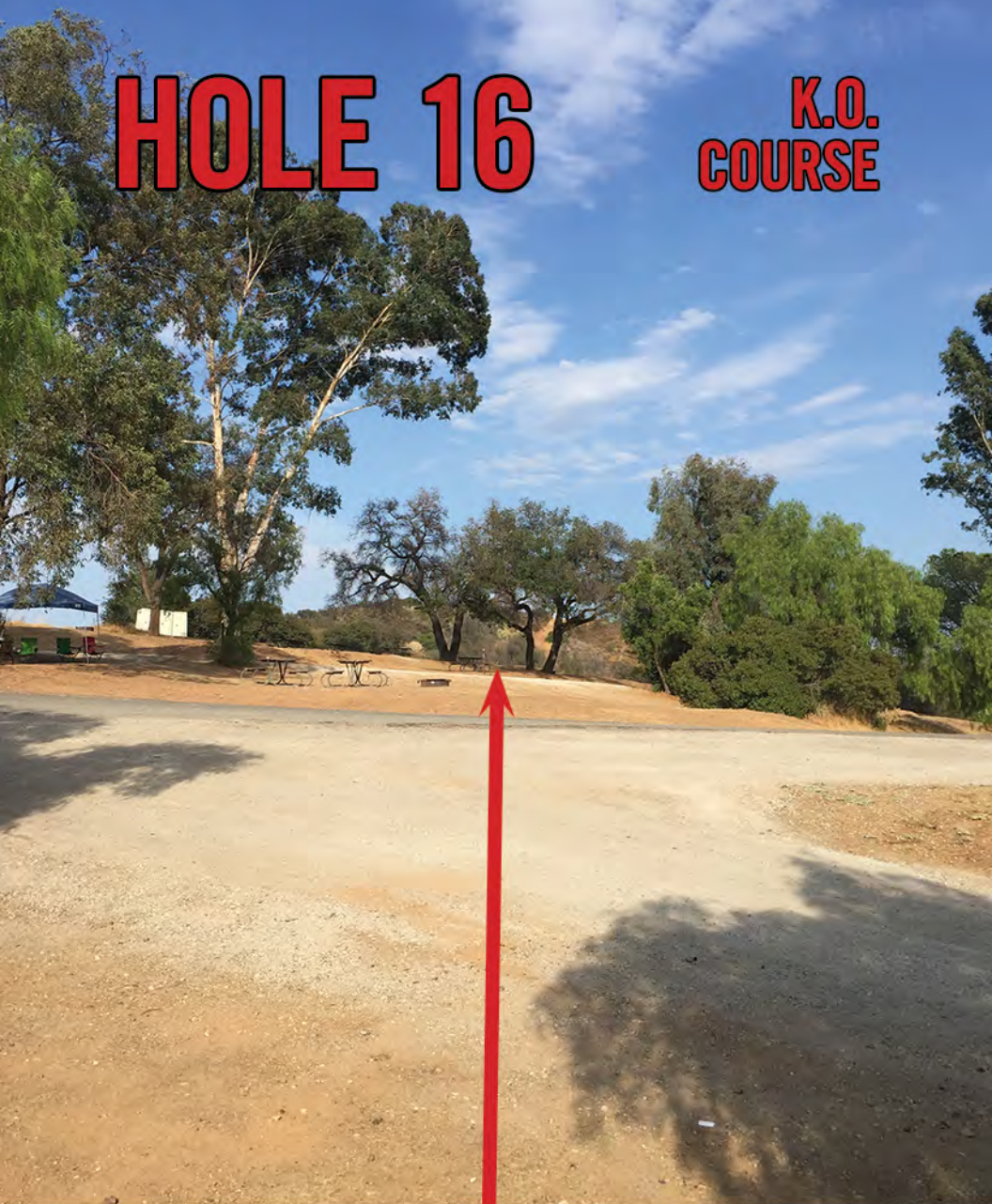
All Rounds - 227

All Rounds - Straight up hill.

Asphalt is OUT OF BOUNDS.

HOLE 16

K.O.
COURSE



All Rounds - 270

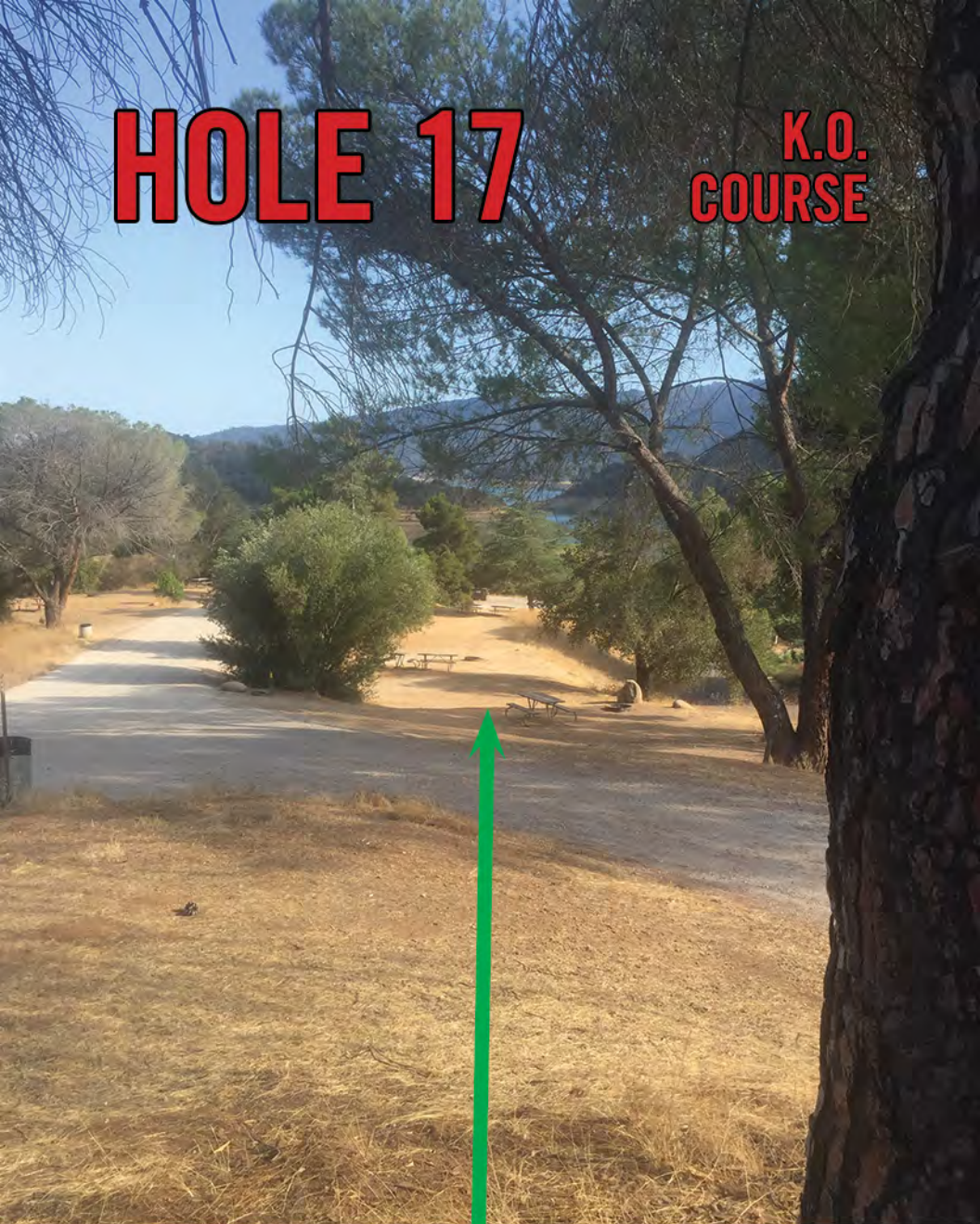
All Rounds - Straight up hill under the trees.

Asphalt is OUT OF BOUNDS.

Marked OB line behind basket.

HOLE 17

K.O.
COURSE



All Rounds - 302

All Rounds - Down the gap.

Asphalt road to the right and beyond is OB.

HOLE 18

**K.O.
COURSE**

Pro Tip: Make friends with the people camping along this hole so you can have access to their snacks and beverages as you walk by during the round.



All Rounds - 297

All Rounds - Basket is towards Tournament Central.

Playground and Campsites OB. The curb of the playground is the OB line.

HOLE 19

**K.O.
COURSE**

Pro Tip: You are better off throwing a bit long when it is in the short position and putting up at the basket than throwing short and having a death putt down the hill.



Friday/Saturday - 282

Sunday - 411

Friday/Saturday - Straight position.

Sunday - Long left position.

HOLE 20

**K.O.
COURSE**

Pro Tip: Watch out for rolling putts. Easy 2 and easier 5 on this steep hill of a hole.



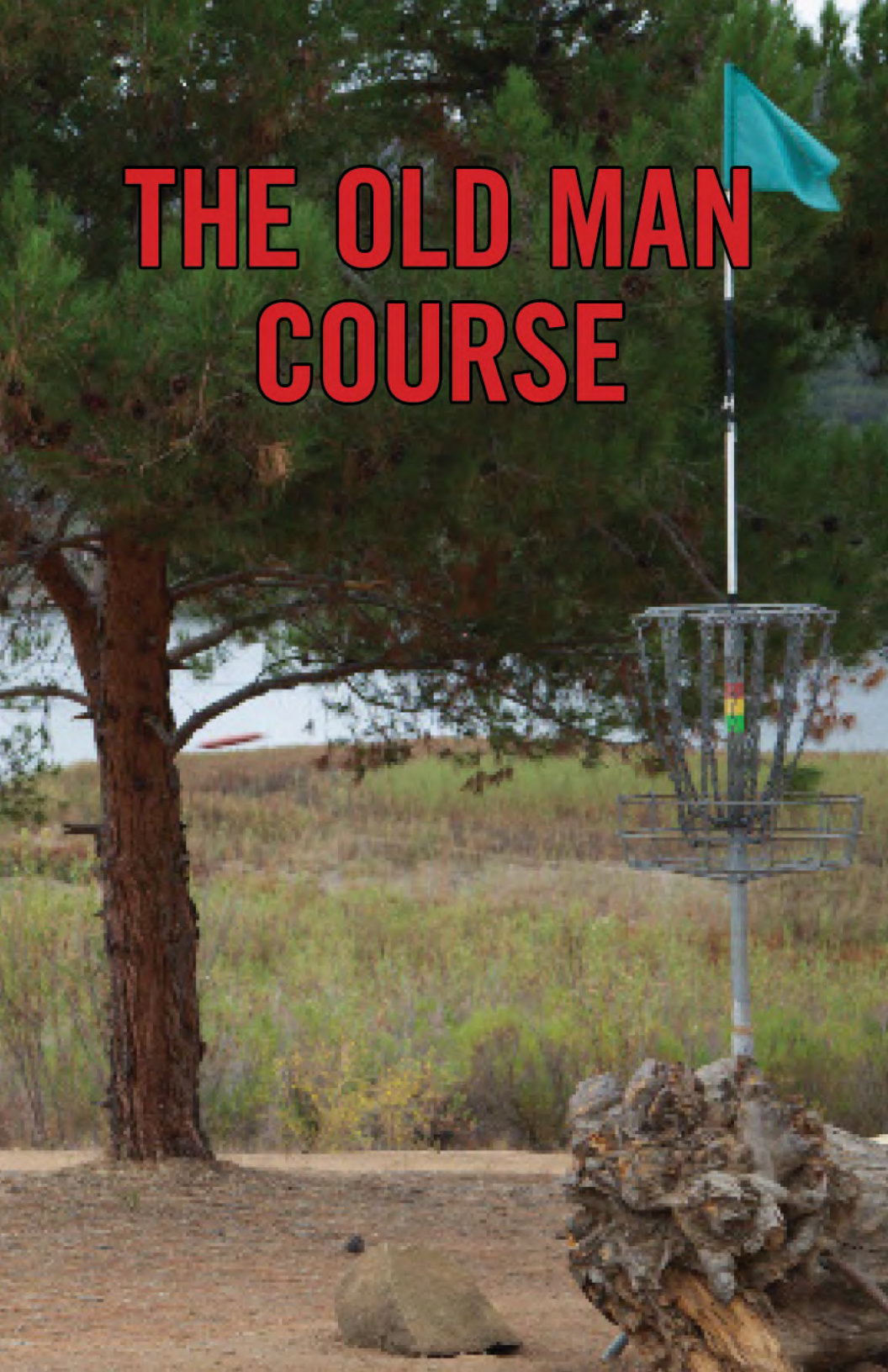
Friday/Saturday - 204

Sunday - 266

Friday/Saturday - Short Straight position.

Sunday - Middle Straight position in trees.

THE OLD MAN COURSE



HOLE 1

OLD MAN COURSE

Pro Tip: Don't throw behind yourself on the drive to keep it in bounds. Without the lake water, there is not much OB, unless you throw behind yourself.



Friday - 149

Saturday/Sunday - 179

Friday - Short left position.

Saturday/Sunday - Middle position.

HOLE 2

OLD MAN
COURSE

Pro Tip: Throw low and straight for best results.

A photograph of a dirt path leading towards a large tree. A red arrow points from the bottom left towards the tree, and a purple arrow points from the same area, curving around the tree. A red line is drawn across the tree trunk, indicating a mandatory line.

Mandatory Left of Tree

Friday - 246

Saturday/Sunday - 257

Friday - Middle position by tree.

Saturday/Sunday - Long right position.

Marked OB line behind basket. MANDATORY left of tree.

HOLE 3

OLD MAN COURSE

Pro Tip: No OB on this hole. The holes play further than they look. Trust me.



Friday - 273

Saturday/Sunday - 375

Friday - Straight position.

Saturday/Sunday - Long position across service road.

HOLE 4

OLD MAN COURSE

Pro Tip: I can't stress how important it is to throw straight down the middle on this hole. The quickest way to a bogey or worse is to clip a tree early on your drive.



Friday - 225

Saturday/Sunday - 303

Friday - Short position.

Saturday/Sunday - Long position.

Asphalt road and beyond OB.

HOLE 5

OLD MAN
COURSE

Pro Tip: Try not to miss the Mando. If you hit the banner, you owe Clint a beer.



Triple Mandatory

Friday - 199

Saturday/Sunday - 270

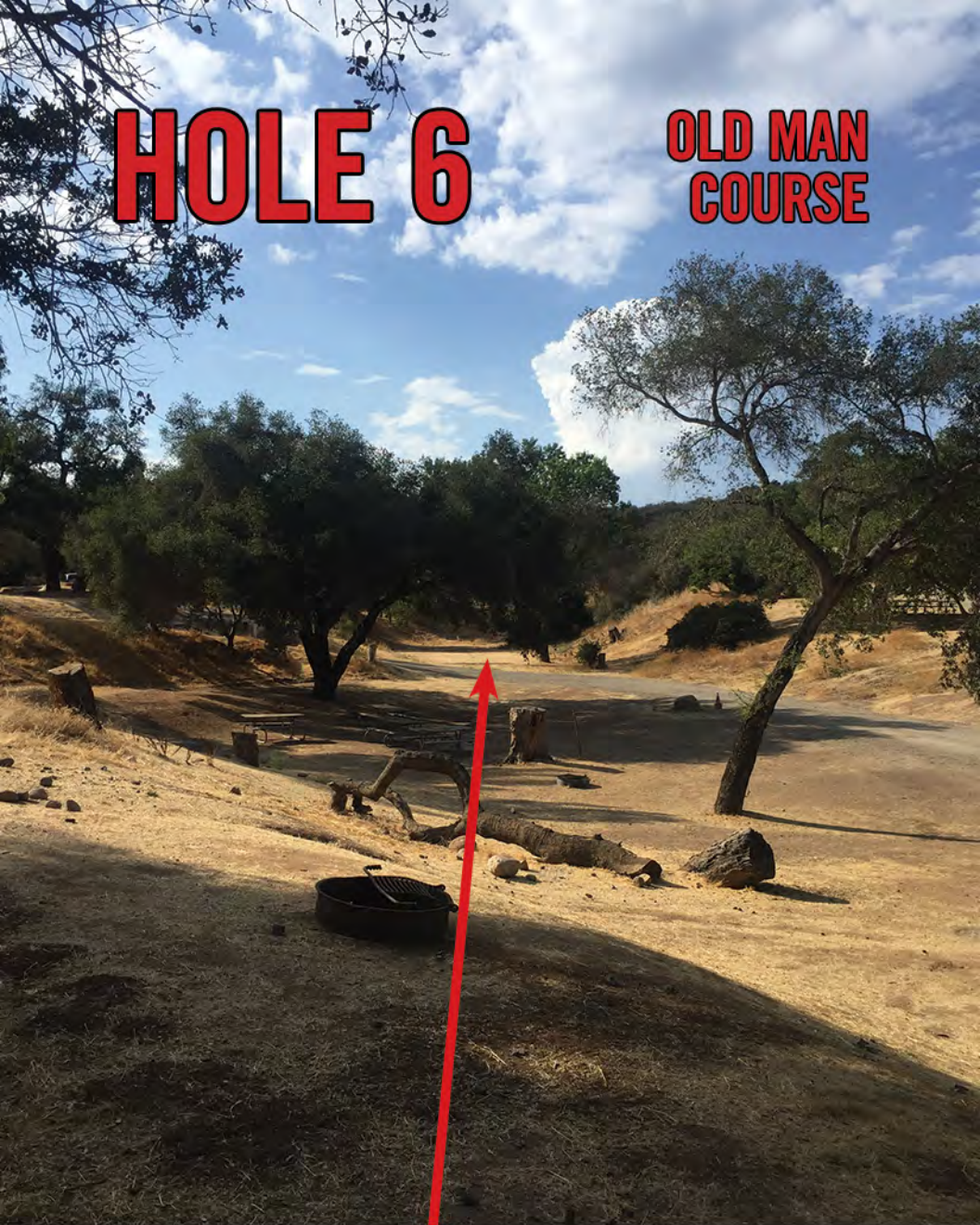
Friday - Right position.

Saturday/Sunday - Straight Deep Position.

TRIPLE MANDATORY.

HOLE 6

OLD MAN
COURSE



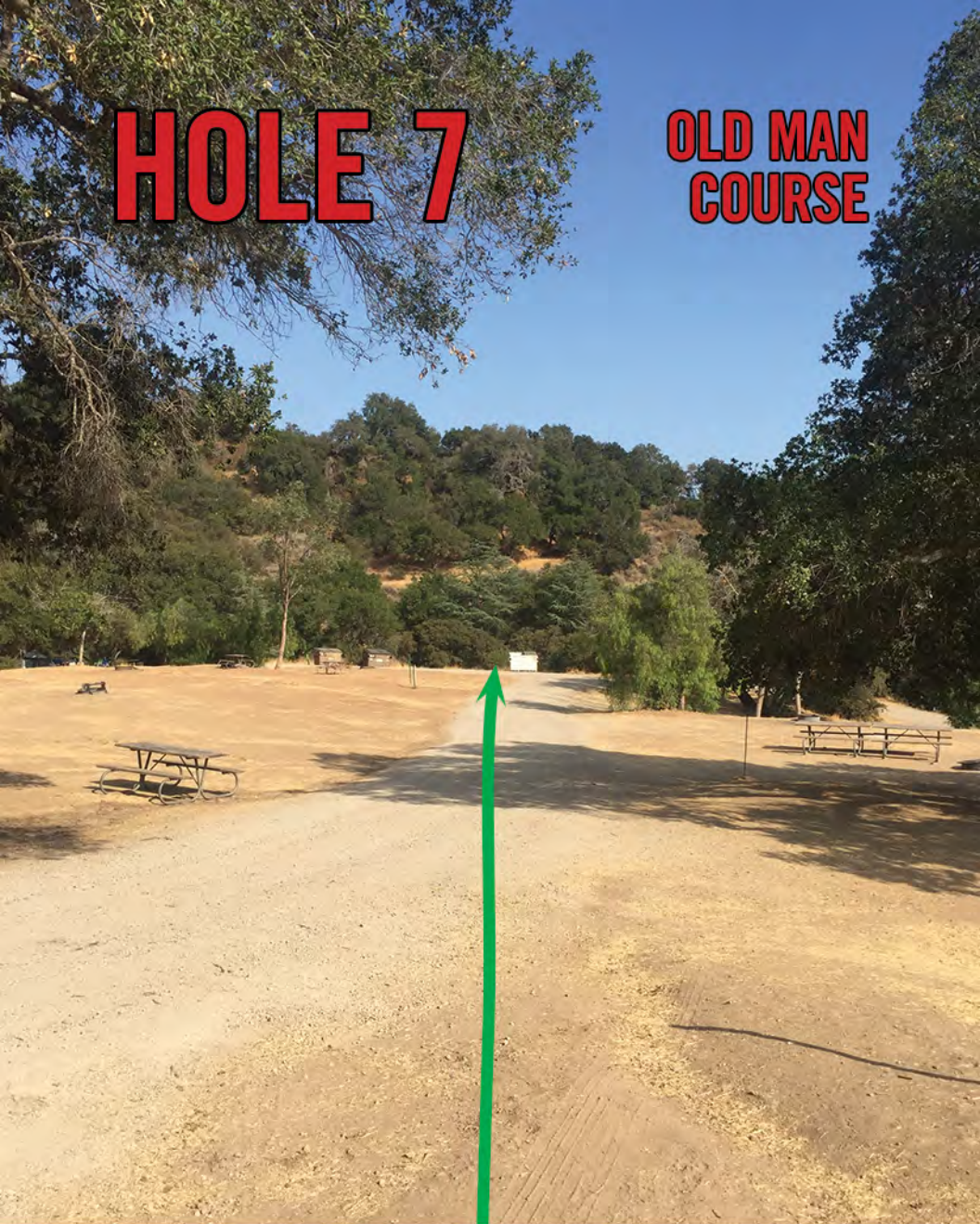
All Rounds - 277

All Rounds - Straight position.

Asphalt road plays as a HAZARD.

HOLE 7

OLD MAN
COURSE



All Rounds - 320

All Rounds - By the trash can.

Road behind the bushes and beyond is OUT OF BOUNDS.

HOLE 8

OLD MAN
COURSE



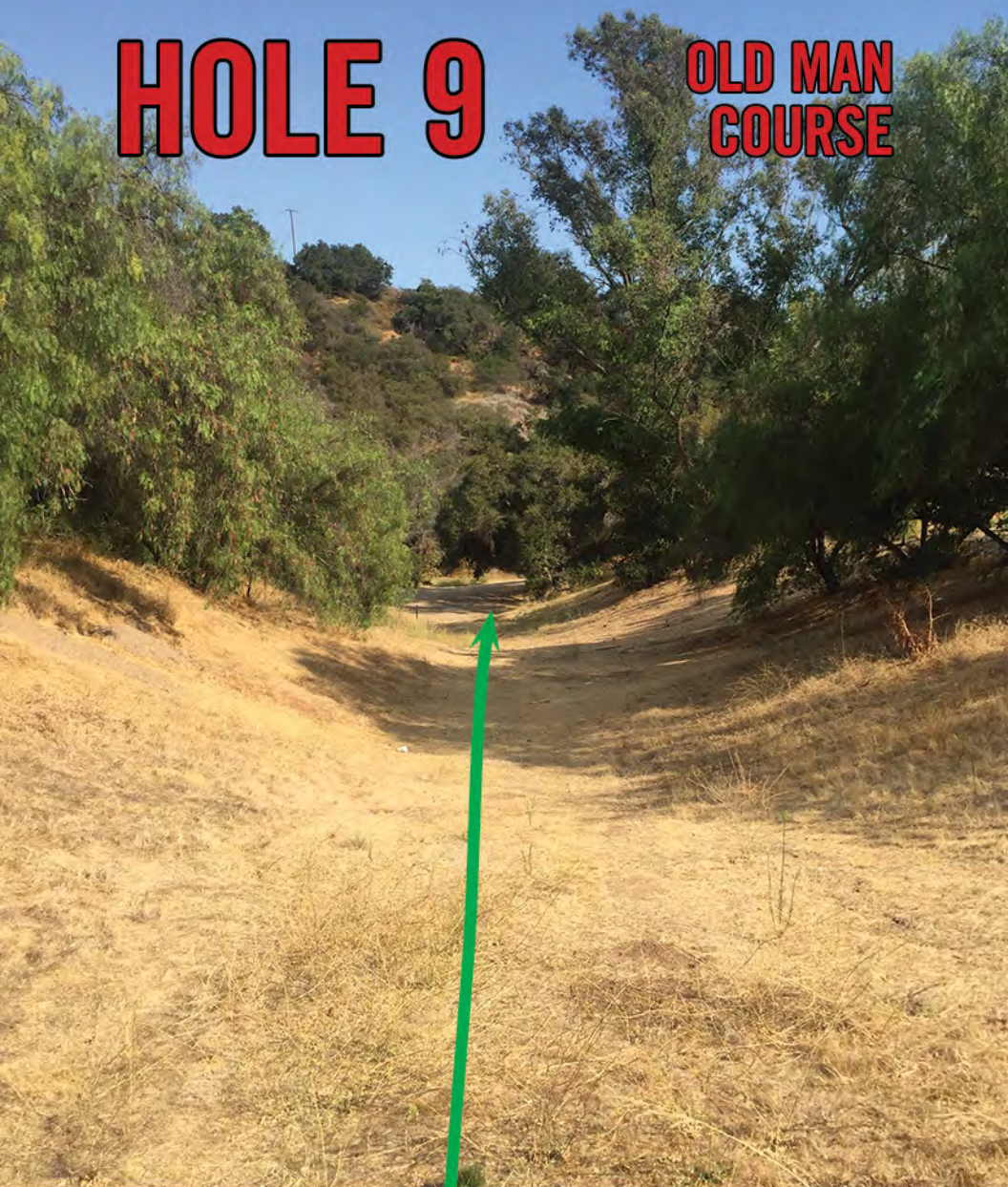
All Rounds - 333

All Rounds - Straight up the hill.

ALL asphalt and concrete plays as a HAZARD.

HOLE 9

OLD MAN
COURSE



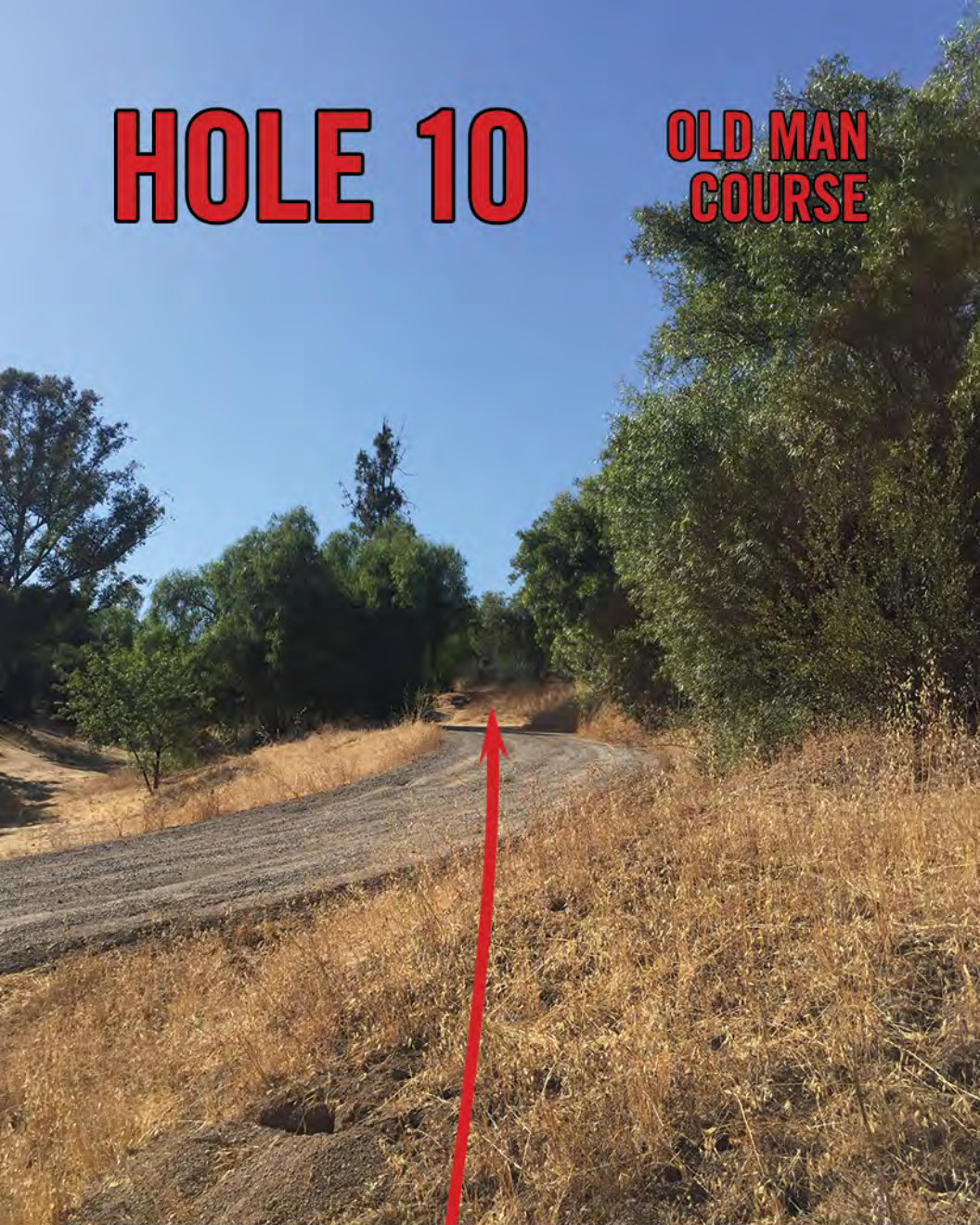
All Rounds - 335

All Rounds - Straight down the hill.

All Asphalt roads and beyond are OUT OF BOUNDS.

HOLE 10

OLD MAN
COURSE




All Rounds - 285

All Rounds - Up the road.

Asphalt road is NOT Out of Bounds on this hole.

HOLE 11

OLD MAN
COURSE



All Rounds - 226

All Rounds - Straight and short.

OB behind the fence. Asphalt road is NOT Out of Bounds.

HOLE 12

OLD MAN
COURSE



All Rounds - 260

All Rounds - Straight.

Fence line to the right is OB, asphalt road and beyond is OB.

HOLE 13

OLD MAN COURSE

Am Tip: Don't try to over power your drive during round. You are better off throwing it short and keeping it on the flat area near the bend in the road so you have better footing for your second shot up into the oak trees, that is unless you are one of those ams with freakish power that can't putt, then you are on your own.



Friday - 339

Saturday/Sunday - 381

Friday - To the left on the shelf.

Saturday/Sunday - In the oak tree.

Road to the right and beyond is OB.

HOLE 14

OLD MAN COURSE

Pro Tip: You will be tempted to unload your bag on this hole. I would advise against it. Take a selfie instead.



Friday - 462

Saturday/Sunday - 477

Friday - Straight down hill.

Saturday/Sunday - In the rock.

Drop zone on the service road, marked.

HOLE 15

**OLD MAN
COURSE**

Pro Tip: Get your birdie and move on. This hole is a gift for you during your long weary round. Enjoy it.



All Rounds - 212

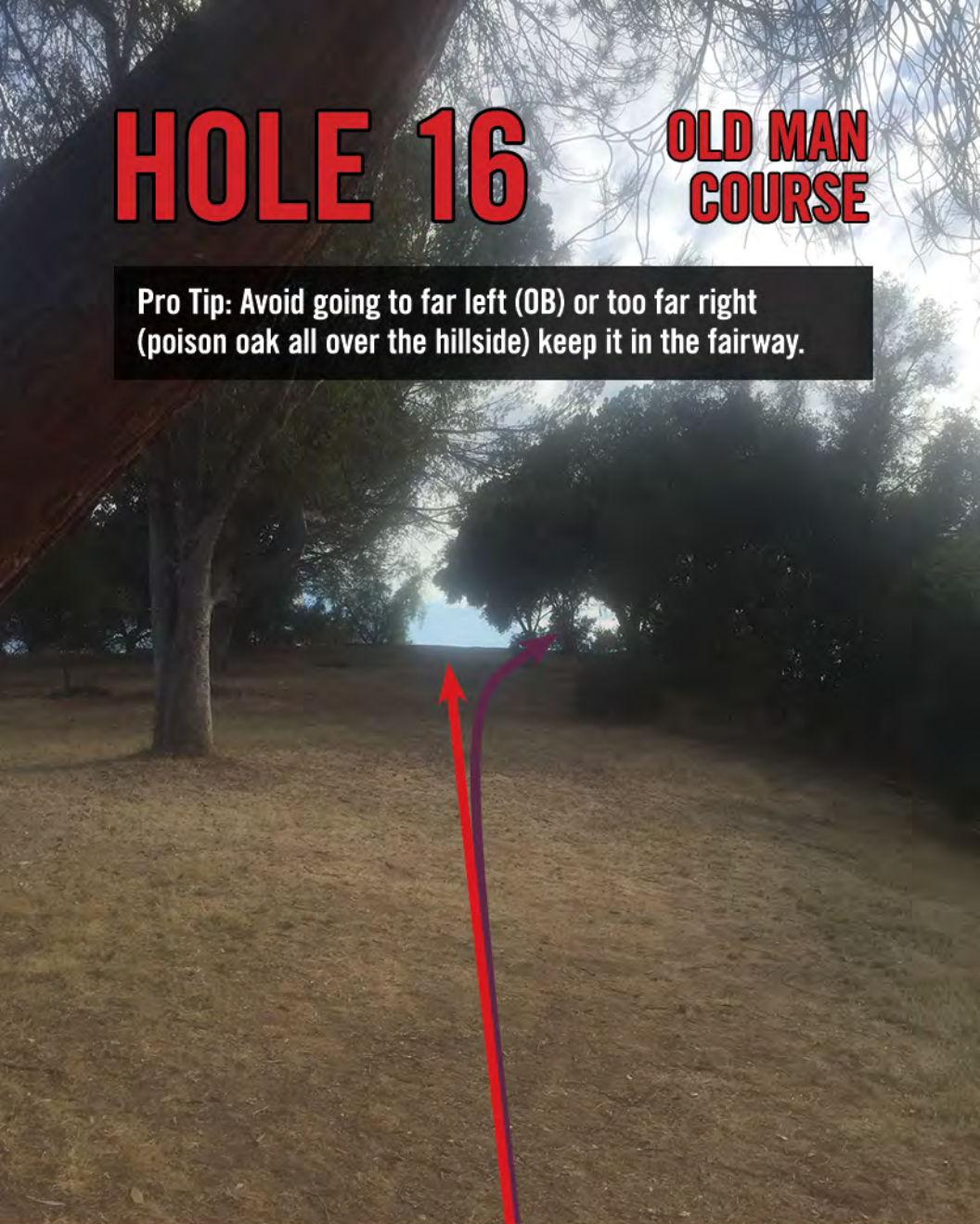
All Rounds - Short position.

No OB, just some pesky poison oak way right of the basket.

HOLE 16

OLD MAN COURSE

Pro Tip: Avoid going to far left (OB) or too far right (poison oak all over the hillside) keep it in the fairway.



Friday - 261

Saturday/Sunday - 258


Friday - Straight position.

Saturday/Sunday - Right position.

Tree line to the left (marked) and parking lot OB.

HOLE 17

OLD MAN
COURSE



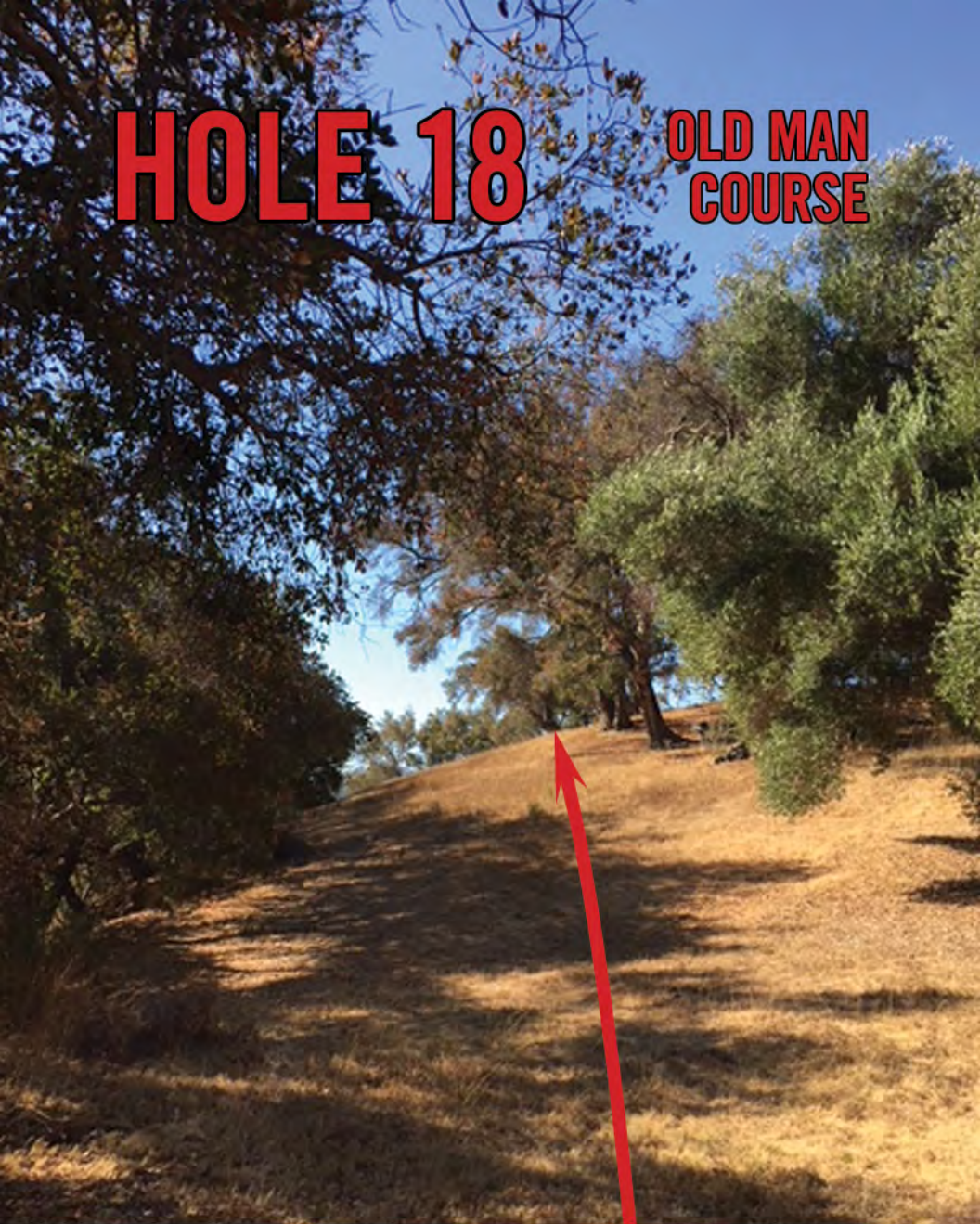
All Rounds - 200

All Rounds - Down the hill.

Tree line to the left (marked) and road OB.

HOLE 18

OLD MAN
COURSE



All Rounds - 183

All Rounds - Up the hill.

Road to the left and beyond is OB.

HOLE 19

OLD MAN
COURSE

Pro Tip: There will be a chalked island for the next tee that will be inbounds, cause rules and stuff.



All Rounds - 265

All Rounds - Straight downhill.

Parking lot to the right (except hole 20 tee) is OB, and road to the left and behind basket and beyond is OB.

HOLE 20

OLD MAN COURSE

NOTE: If you don't make it inbounds off the tee (meaning you didn't make to the first bit of land) you'll go to the DZ, you will NOT re-tee. If you land inbounds and go out of bounds you play it like normal, back to where you and your group decide were you went OB.



All Rounds - 228

All Rounds - You're teeing from an island with all OB in front of you.

Asphalt is OUT OF BOUNDS.

There will be a Drop Zone on this hole.

2021 COYOTE CLASSIC COURSE MAP





"Golf is the closest game to the game we call life. You get bad breaks from good shots—you get good breaks from bad shots—but you have to play the ball where it lies"

BOBBY JONES