



# CADDY BOOK

# Welcome to the 2023 Coyote Classic

## Presented by DGA

**3 days of fun, sun, camping, and disc golf.  
Here are the basic course rules.**

2 meter rule is in effect, always. Most asphalt roads are OUT OF BOUNDS, and if they have a concrete curb line, then that curb line defines the OB. Campgrounds are OUT OF BOUNDS, unless indicated. Water is OUT OF BOUNDS. Casual Relief from Poison Oak. See hole descriptions for additional information.

Drop Zones for lost discs from the tee will be in play on KO Course Holes 1, 5 and 15 and Old Man Course Holes 11 and 12.






# THE K.O. COURSE





# 2023 COYOTE CLASSIC KO COURSE





# HOLE 1

**K.O.  
COURSE**

**Pro Tip: Watch out for the left to right wind that pops up in the afternoon.**



**Friday - 306**

**Saturday/Sunday - 297**

Friday - Straight position.

Saturday/Sunday - Short position.

***Drop Zone for lost disc on service road.***



# HOLE 2

**K.O.  
COURSE**

**Pro Tip: Use a less stable disc when the tail wind starts blowing in the afternoon.**



**Friday - 327**

**Saturday/Sunday - 369**

Friday - Left around the tree.

Saturday/Sunday - Long Behind the bushes.



# HOLE 3

**K.O.  
COURSE**

**Pro Tip:** Tall people have a disadvantage on this hole, so try to not be tall.



**Friday - 254**

**Saturday/Sunday - 205**

Friday - Left around the oak tree.

Saturday/Sunday - Straight short position.



# HOLE 4

**K.O.  
COURSE**

**Pro Tip:** Don't miss the mando...but seriously, you are better off driving a bit short and putting up hill, than driving long and having a death putt back at the basket, or just ace it.

A photograph of a golf course hole. A large, leafy tree stands on the left side of the frame. A red archway is superimposed over the tree, indicating a mandatory branch to throw under. A purple arrow points upwards from the bottom center towards the archway. The ground is sandy and covered with dry grass.

## Mandatory Under Tree

**Friday - 174**

**Saturday/Sunday - 176**

Friday - Left under the tree.

Saturday/Sunday - Straight position.

***This hole has a MANDATORY branch that you must throw under.***



# HOLE 5

**K.O.  
COURSE**

**Pro Tip:** The righty backhand hyzer line to the right of the first big tree is the common route for the right middle positions, but be careful of pulling it too far right into the campgrounds as they are OB. There is a drop zone on the service road for those that lack the ability to keep track of their discs.



**Friday - 330**

**Saturday/Sunday - 331**

Friday - Right at the bottom of the hill.

Saturday/Sunday - Straight position.

***Campgrounds are OUT OF BOUNDS.***

***Drop Zone for lost disc on service road.***



# HOLE 6

**K.O.  
COURSE**

**Pro Tip:** Try to avoid the trees and throw hard since it is uphill. Tee is from the campsites. It's a tunnel shot uphill, with a make or break putt on the cliff.



**All Rounds - 233**

All Rounds - Up the tunnel.

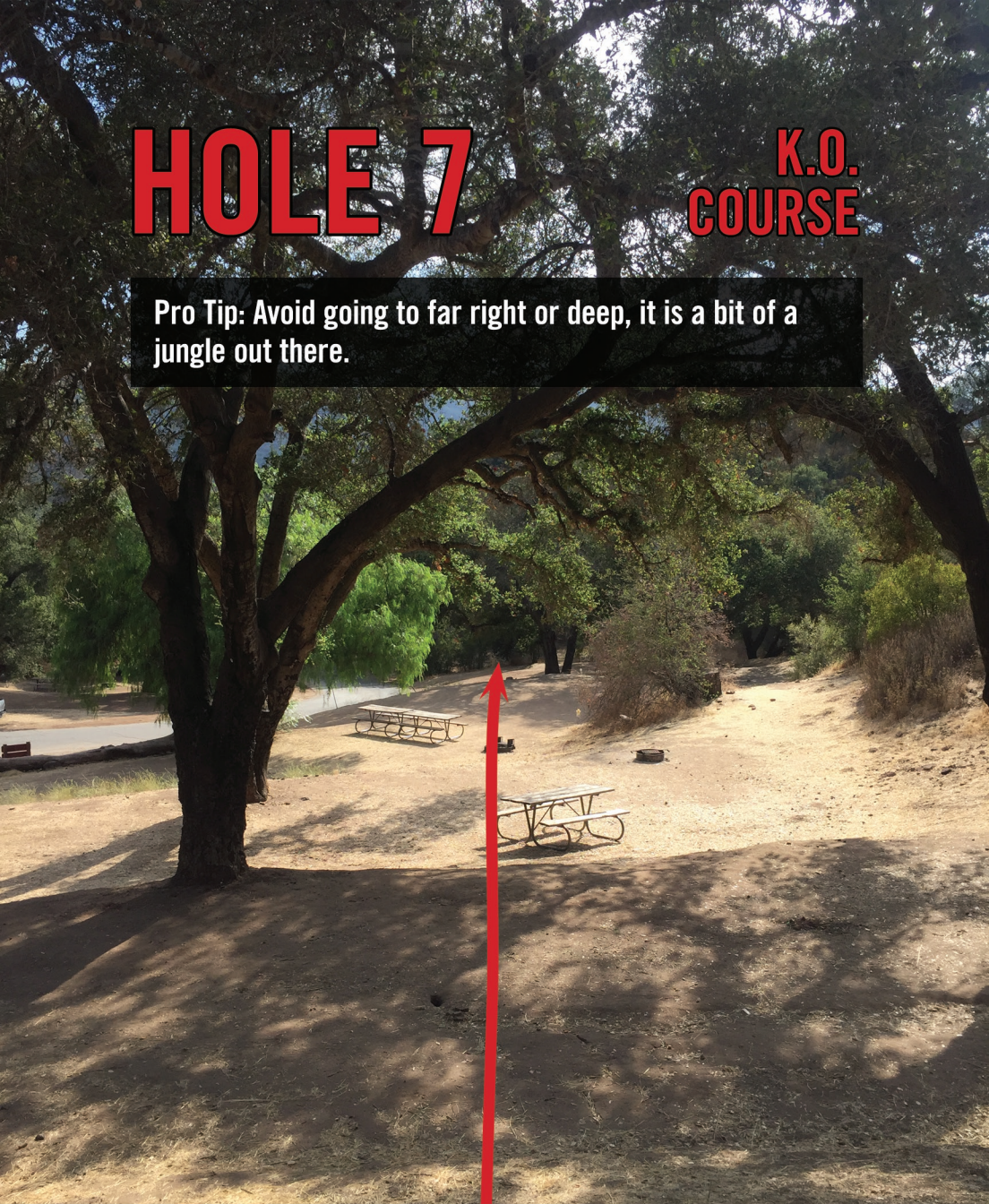
*Road up fairway safe.*



# HOLE 7

K.O.  
COURSE

**Pro Tip:** Avoid going too far right or deep, it is a bit of a jungle out there.



## All Rounds - 270


All Rounds - Down the tunnel. Plays down a couple campsites that are in bounds.

***Main asphalt road and beyond is OB. After this hole you walk the road to Osprey campgrounds.***



# HOLE 8

## K.O. COURSE



### All Rounds - 247

All Rounds - Temp hole up and through the trees.



# HOLE 9

## K.O. COURSE



### All Rounds - 235

All Rounds - Temp hole up and in the trees.



# HOLE 10

**K.O.  
COURSE**

**Pro Tip:** You can never throw too far, except when there is a cliff and OB behind the basket, then you can, so don't.



## **All Rounds - 221**

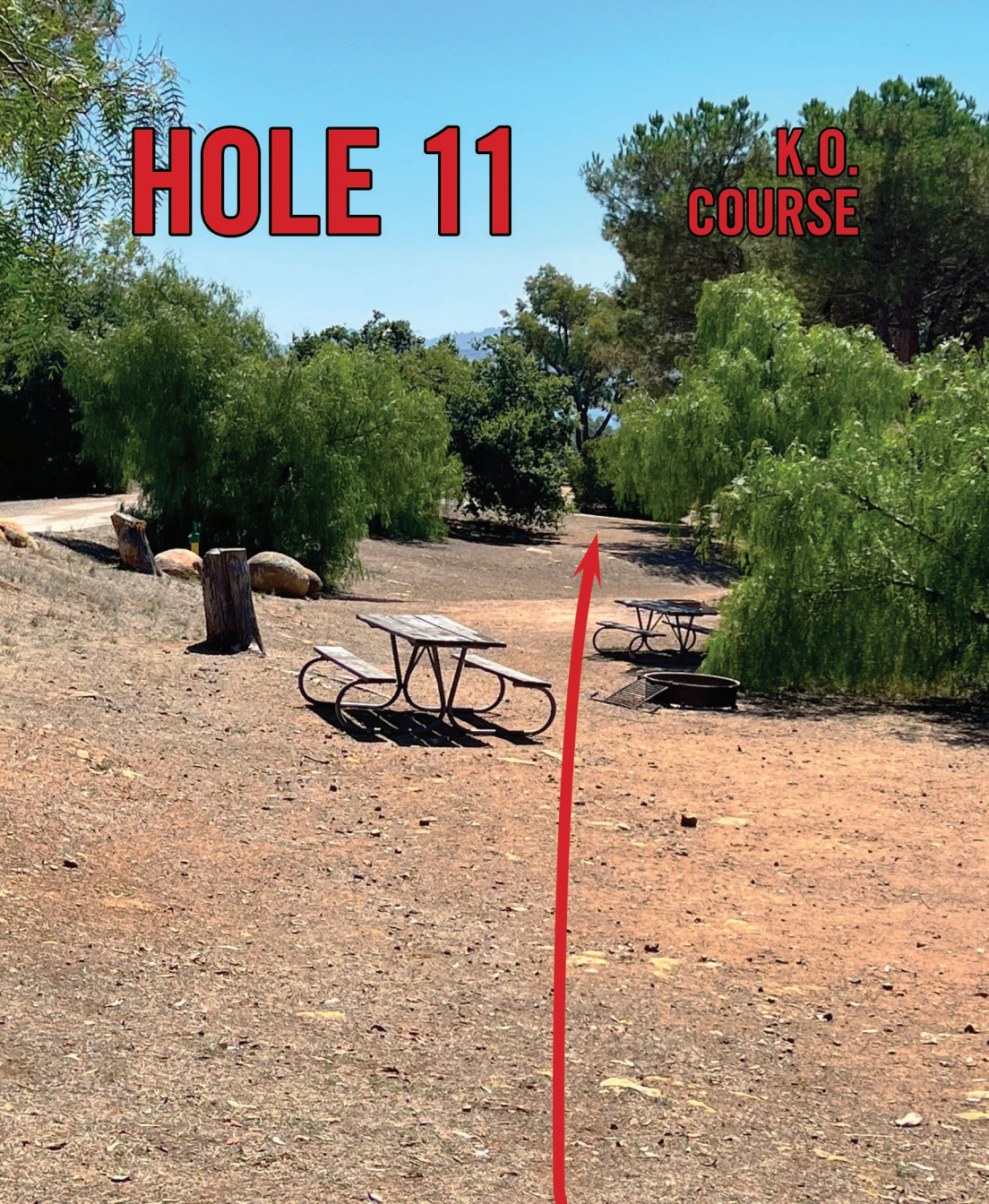
All Rounds - Temp hole straight.

***OUT OF BOUNDS*** at edge of cliff behind the basket.



# HOLE 11

K.O.  
COURSE



## All Rounds - 276

All Rounds - Temp hole straight down the campgrounds.

***Road and beyond left of fairway and behind basket is OUT OF BOUNDS.***



# HOLE 12

K.O.  
COURSE



## All Rounds - 400

All Rounds - Temp hole straight down the service road, basket off to the left.

***After this hole you walk the road back toward Mallard campgrounds.***



# HOLE 13

**K.O.  
COURSE**

**Pro Tip:** You can never throw to far uphill, except when there is an OB behind the basket, then you can, so don't.



## **All Rounds - 238**

All Rounds - The basket is up and to the right of the road.

***Road, left of road, and beyond the road is OUT OF BOUNDS, campsites up and to the right of the hole are OB.***



# HOLE 14

K.O.  
COURSE

**Pro Tip:** Don't throw too far on this relatively short downhill hole. Avoid the big tree down on the left if you want a birdie putt.



**Friday - 268**

**Saturday/Sunday - 250**

Friday - The basket is in the right position.

Saturday/Sunday - The basket is under the tree.

***Campgrounds are OUT OF BOUNDS.***



# HOLE 15

K.O.  
COURSE

**Pro Tip: Don't flip your Destroyer/Nuke/Outlaw/Hurricane!**  
This hole has a drop zone on the service road for lost shots.



**Friday - 563**

**Saturday/Sunday - 459**

Friday - The basket is in the long position.

Saturday/Sunday - Straight on the log.

***Campgrounds are OUT OF BOUNDS. Water and Playground are OB.  
Drop Zone for lost disc on service road.***



# HOLE 16

K.O.  
COURSE

**Pro Tip:** Try to stay out of the area left of the road.  
Unless you are looking for a lost disc from last year.



**All Rounds - 327**

All Rounds - Temp hole down the service road.

***Campgrounds are OUT OF BOUNDS.***



# HOLE 17

**K.O.  
COURSE**

**Pro Tip:** Make friends with the people camping along this hole so you can have access to their snacks and beverages as you walk by during the round.



**All Rounds - 164**

All Rounds - Basket is in an island.

*If you do not make it inside the island, go to drop zone.*



# HOLE 18

**K.O.  
COURSE**

**Pro Tip:** You are better off throwing a bit long when it is in the short position and putting up at the basket than throwing short and having a death putt down the hill.



**Friday - 363**

**Saturday/Sunday - 255**

Friday - Long right position.

Saturday/Sunday - Short left position.



# HOLE 19

**K.O.  
COURSE**

**Pro Tip: Watch out for rolling putts. Easy 2 and easier 5 on this steep hill of a hole.**



**Friday - 281**

**Saturday/Sunday - 254**

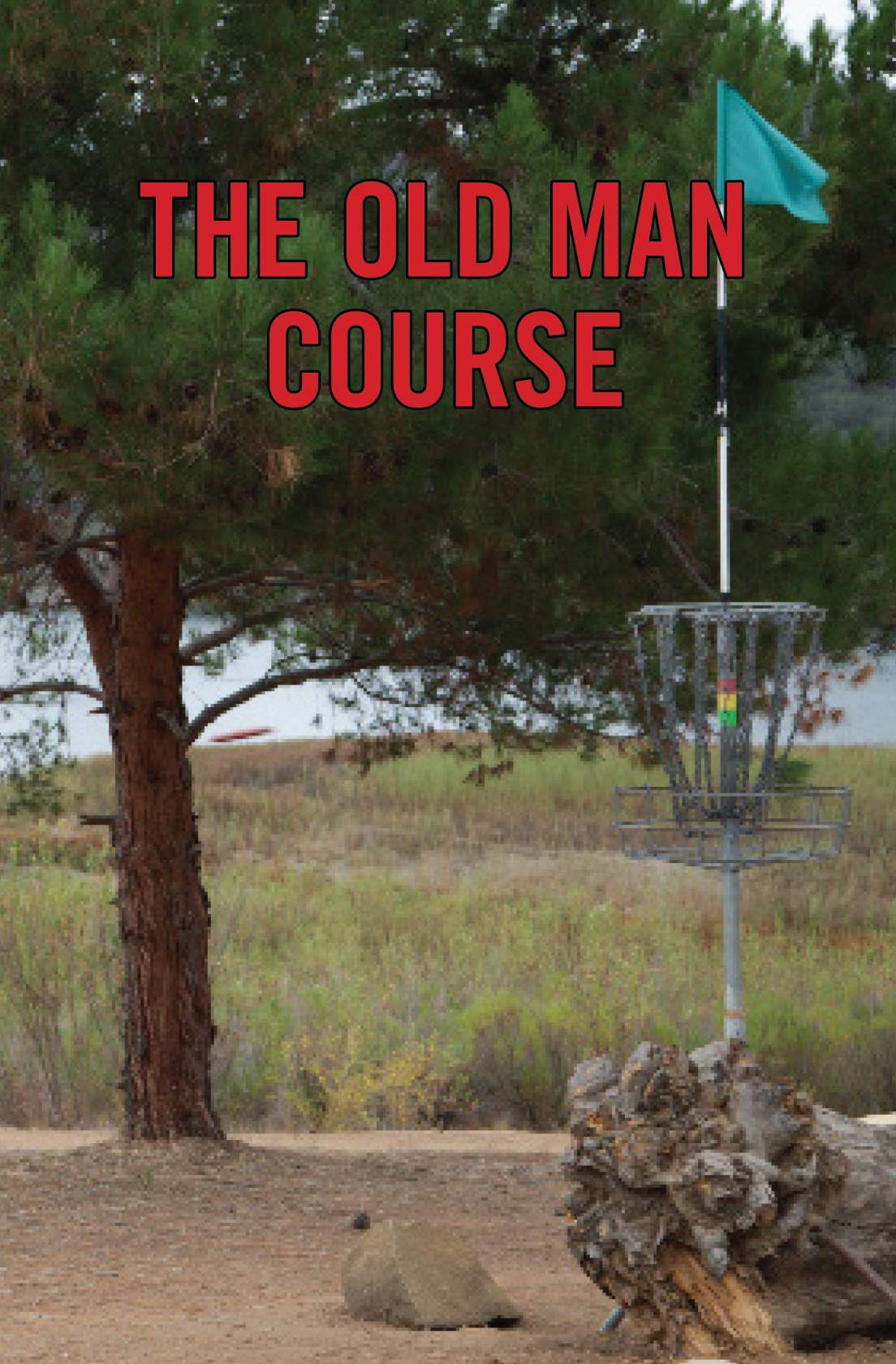
Friday/Saturday - Long straight position.

Sunday - Middle left position.

***Parking lot and curb are OUT OF BOUNDS.***



# THE OLD MAN COURSE







# 2023 COYOTE CLASSIC OLD MAN

OM 9

OM 10

OM 7

OM 8

OM 11

NEXT HOLE

OM 6

OM 12

OM 5

OM 4

OM 14

OM 13

OM 3

OM 2

OM 16

OM 15

OM 1

OM 18

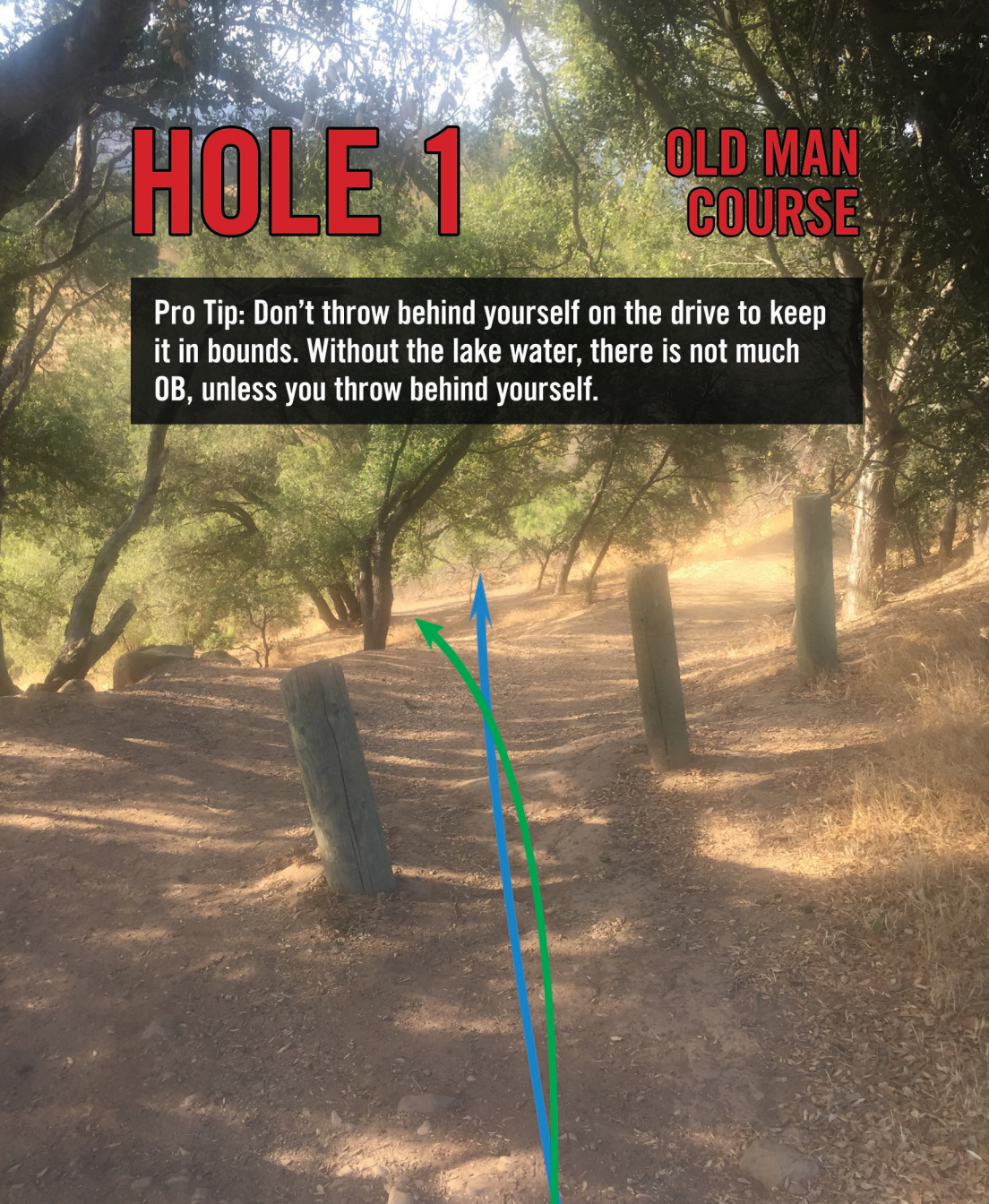
OM 17



# HOLE 1

## OLD MAN COURSE

**Pro Tip:** Don't throw behind yourself on the drive to keep it in bounds. Without the lake water, there is not much OB, unless you throw behind yourself.



**Friday - 121**

**Saturday/Sunday - 171**

Friday - Short left position.  
Saturday/Sunday - Middle position.



# HOLE 2

OLD MAN  
COURSE

Pro Tip: Throw low and straight for best results.



Mandatory Left of Tree

Friday - 181

Saturday/Sunday - 202

Friday - Middle position by tree.

Saturday/Sunday - Long right position.

***Marked OB line behind basket. MANDATORY left of tree.***



# HOLE 3

## OLD MAN COURSE

**Pro Tip: No OB on this hole. The holes play further than they look. Trust me.**



**Friday - 252**

**Saturday/Sunday - 282**

Friday - Straight position.  
Saturday/Sunday - Right position.



# HOLE 4

## OLD MAN COURSE

**Pro Tip:** I can't stress how important it is to throw straight down the middle on this hole. The quickest way to a bogey or worse is to clip a tree early on your drive.



**Friday - 237**

**Saturday/Sunday - 261**

Friday - Short position.  
Saturday/Sunday - Middle position.

***Asphalt road and beyond OB.***



# HOLE 5

## OLD MAN COURSE

Pro Tip: Try not to miss the Mando. If you do, you owe Clint a beer.



Mandatory Left of Tree

Friday - 241

Saturday/Sunday - 299

Friday - Straight position.

Saturday/Sunday - Long straight Position.

***MANDATORY left of tree. After this hole proceed to the temp holes across the road.***



# HOLE 6

## OLD MAN COURSE

**Pro Tip:** This is a good one! Be sure to say what up to Justin Lieberman who typically camps nearby. Better yet, stop by and share your favorite snack or beverage.



**All Rounds - 250**

All Rounds - Temp hole straight.



# HOLE 7

OLD MAN  
COURSE



**All Rounds - 351**

All Rounds - Temp hole straight.

***Road behind the bushes and beyond is OUT OF BOUNDS.***



# HOLE 8

# OLD MAN COURSE



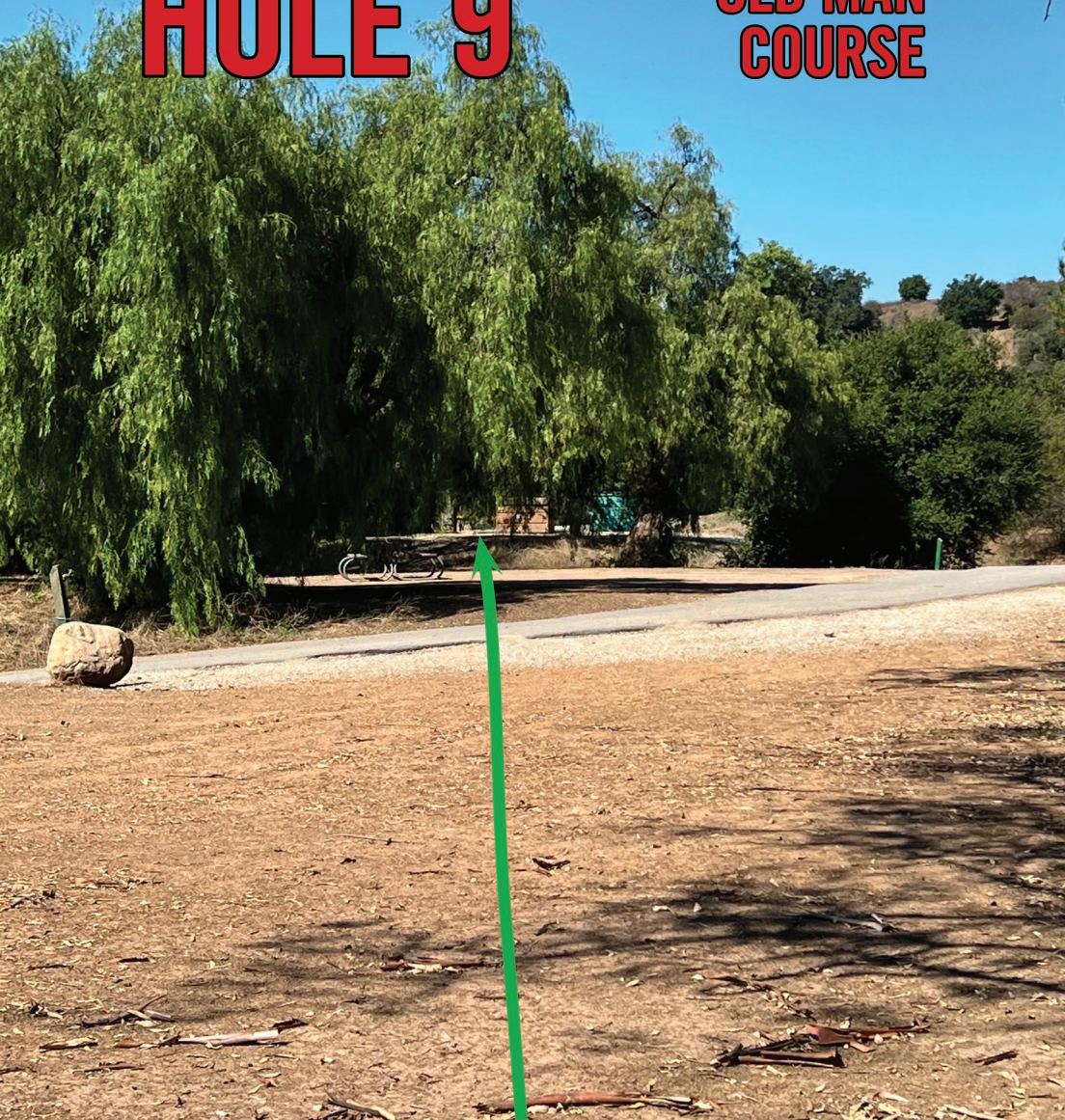
## All Rounds - 202

All Rounds - Temp hole straight.



# HOLE 9

## OLD MAN COURSE



**All Rounds - 240**


All Rounds - Temp hole straight.

***Fence line to the right is OB.***



# HOLE 10

## OLD MAN COURSE



### All Rounds - 275

All Rounds - Temp hole straight.

***Road behind basket and beyond is OUT OF BOUNDS.***



# HOLE 11

## OLD MAN COURSE

**Am Tip:** Don't try to over power your drive during round. You are better off throwing it short and keeping it on the flat area near the bend in the road so you have better footing for your second shot up into the oak trees, that is unless you are one of those ams with freakish power that can't putt, then you are on your own.



**Friday - 325**

**Saturday/Sunday - 348**

Friday - To the left on the shelf.

Saturday/Sunday - In the oak tree.

***Road to the right and beyond is OB.***

***Drop Zone for lost disc.***



# HOLE 12

## OLD MAN COURSE

**Pro Tip:** You will be tempted to unload your bag on this hole. I would advise against it. Take a selfie instead.



**Friday - 468**

**Saturday/Sunday - 477**

Friday - Straight down hill.

Saturday/Sunday - In the rock.

***Drop zone on the service road, marked.***



# HOLE 13

## OLD MAN COURSE

**Pro Tip:** Get your birdie and move on. This hole is a gift for you during your long weary round. Enjoy it.



**All Rounds - 212**

All Rounds - Short position.



# HOLE 14

## OLD MAN COURSE

**Pro Tip:** Avoid going to far left (OB) or too far right (poison oak all over the hillside) keep it in the fairway.



**Friday - 243**

**Saturday/Sunday - 258**

Friday - Straight up the hill.

Saturday/Sunday - Right position.

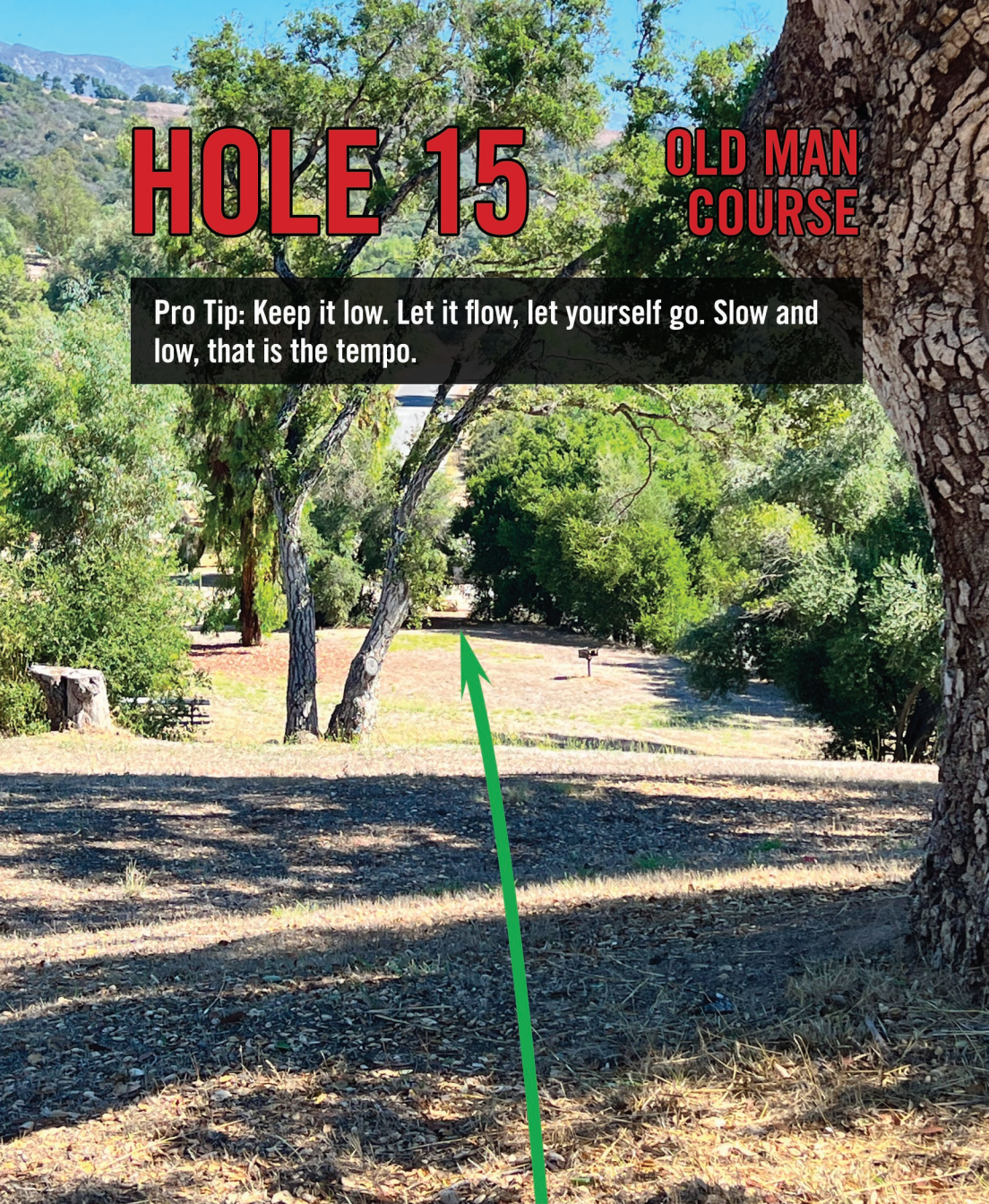
***Tree line to the left (marked) and parking lot OB.***



# HOLE 15

OLD MAN  
COURSE

Pro Tip: Keep it low. Let it flow, let yourself go. Slow and low, that is the tempo.



## All Rounds - 198

All Rounds - Temp hole down the hill.

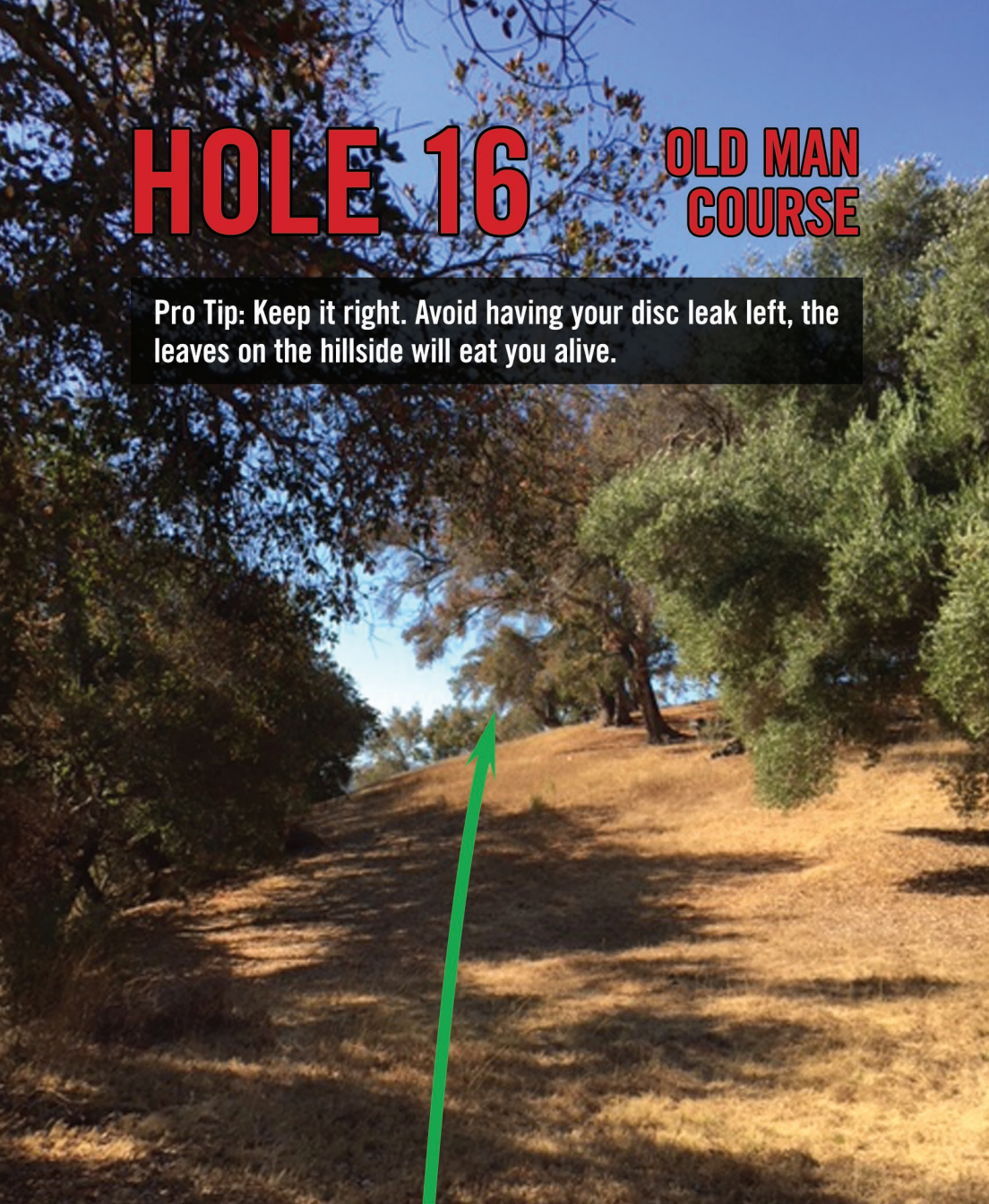
*Tree line to the left (marked) and road behind basket OB.*



# HOLE 16

## OLD MAN COURSE

Pro Tip: Keep it right. Avoid having your disc leak left, the leaves on the hillside will eat you alive.



### All Rounds - 267

All Rounds - Long up the hill.

*Road and beyond is OUT OF BOUNDS.*



# HOLE 17

OLD MAN  
COURSE



Mandatory  
Between Trees

**All Rounds - 192**

All Rounds - Dogleg left.

***MANDATORY between trees.  
Parking lot and curb are OUT OF BOUNDS.***



# HOLE 18

OLD MAN  
COURSE



## All Rounds - 179

All Rounds - Straight position to the practice basket.

***Parking lot and curb are OUT OF BOUNDS.***





*"Golf is the closest game to the game we call life. You get bad breaks from good shots—you get good breaks from bad shots—but you have to play the ball where it lies"*

**BOBBY JONES**